













Operating Mode		Status Indicator
No.	Description	
1	Evening, Light Mosquito Activity, ON 1 hour before sunset, OFF 2 hours after	
2	Night, Light Mosquito Activity, ON 1 hour before sunset, OFF 4 hours after	
3	Afternoon, Light Mosquito Activity, ON 5 hours before sunset, OFF 1 hour before sunset	
4	Evening, Heavy Mosquito Activity, ON 1 hour before sunset, OFF 2 hours after	
5	Night, Heavy Mosquito Activity, ON 1 hour before sunset, OFF 4 hours after	
6	Afternoon, Heavy Mosquito Activity, ON 5 hours before sunset, OFF 1 hour before sunset	
7	Smart, Dusk and Dawn Mosquito Activity	
8	Manual, ON for 4 hours	
9	Off	None

Condition		Status Indicator
No.	Description	
1	Low CO ₂ - replace bottle to clear signal	 Red 2 seconds
2	Replace Kairomone Lure: 1. replace lure, 2. toggle <u>Mode</u> to OFF, 3. depress and <u>hold Mode switch 10 seconds</u> to clear signal	 3 Red flashes
3	Low CO ₂ and Kairomone lure – see 1 and 2 above	 Red 2 seconds,  3 Red flashes